


Linked Files and Documents: Summarize Asset and Document Usage



Xinet® WebNative® Suite Linked Files and Containing Documents are tools that offer a visual representation of where and how often an asset or document has been used, increasing efficiency for fast, global changes.

Feature Overview

Changing a corporate logo or updating assets throughout a website can be an arduous, time-consuming task. Two easy-to-use features in WebNative Suite have simplified these tasks by providing a quick visual summary of every asset used in a document, or every document in which a particular asset has been placed. These standard features, *Linked Files* and *Containing Documents*, support Adobe InDesign, QuarkXPress, HTML and PDF documents, as well as video reels generated with WebNative Suite—even after they’ve been archived.

View Linked Files Within a Document

Working with these features is simple and straightforward. The *Linked Files* tool offers users with proper permissions a way to quickly view a list of all the assets being used in any supported file on the WebNative Suite server. The image below shows a web page preview in WebNative Suite, and indicates that five assets are linked to it.

By clicking the purple *Linked Files* tab, a list of the assets used in this web page (or document) is displayed. Clicking any filename in the list allows the user to preview the selected file, download it for fast global changes, add it to a WebNative basket, or annotate it.

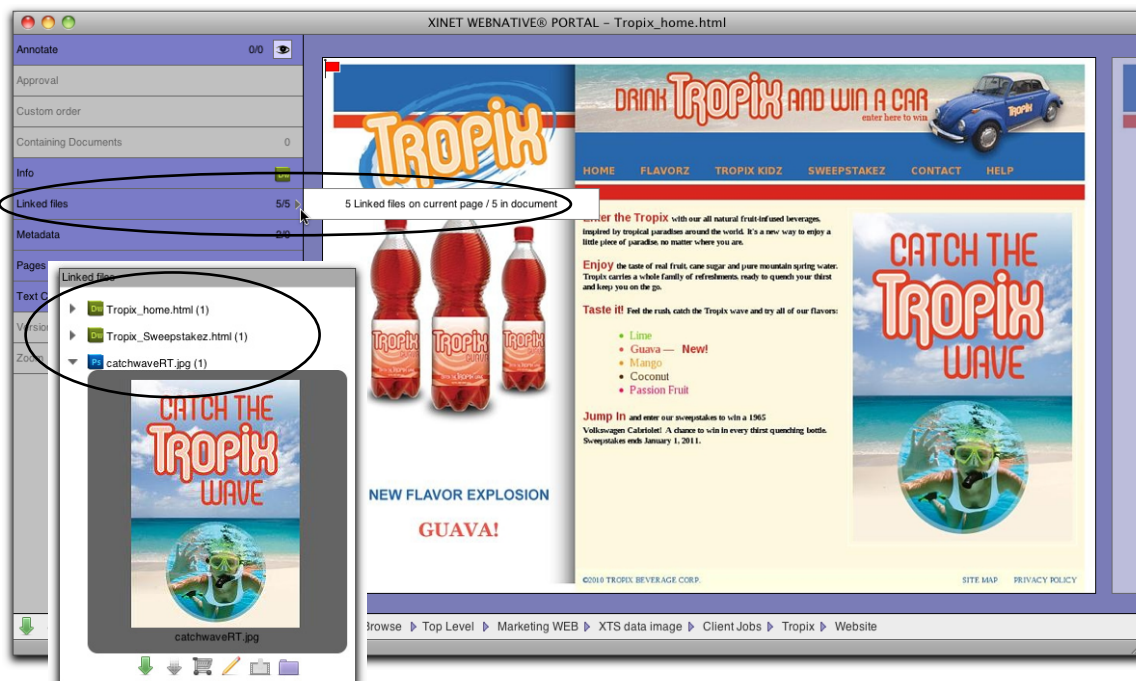
Feature

See a visual summary of all documents that use a specific asset, and all assets used within a document—and access them for fast global changes, to make annotations, and more.

Benefits

- Simplify widespread changes, such as replacing a logo throughout a website
- Save time searching for files that contain a common asset
- Track the number of times an asset has been used throughout its life cycle

Contact sales@xinet.com for a complimentary web demo

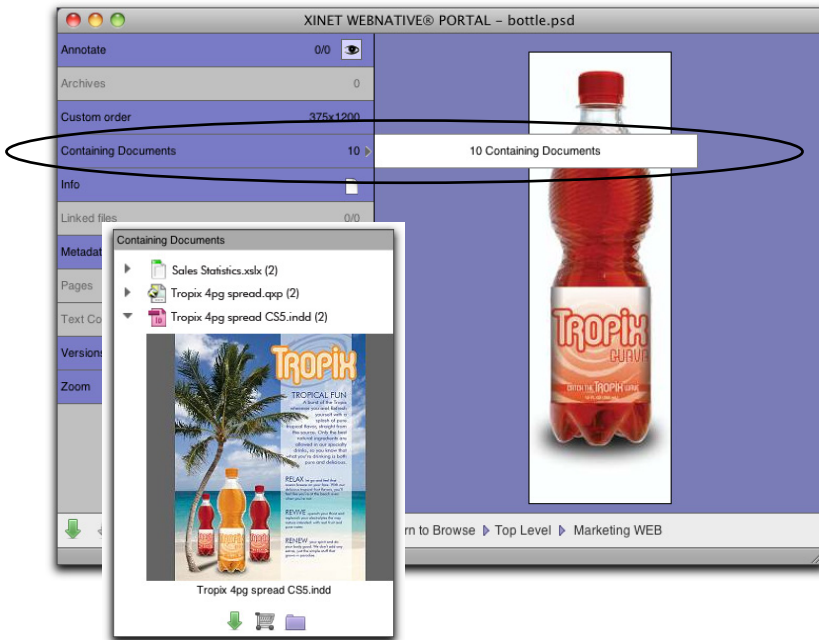


Linked Files: Clicking *Linked Files* displays a list of the assets linked to this web page and offers direct access to each one.

View All Documents that Use a Common Asset

The *Containing Documents* tool offers users with proper permissions a way to view a list of documents in which a particular asset has been used.

The image below shows a preview of the logo “Catch the Tropix Wave”, and indicates that this asset is used (or contained) in two documents. By clicking the purple *Containing Documents* tab, a list of the documents that use this asset is displayed. Clicking any filename in the list allows the user to preview the selected file, download it, add it to a WebNative basket, or annotate it.



Containing Documents: Clicking *Containing Documents* displays a list of all documents in which a particular asset is used and offers access to each one.

Having quick access to linked assets and documents at the click of a mouse reduces the amount of time users spend searching for files, and simplifies the process when updating multiple documents that contain a common asset.